

# HX230

CRAWLER EXCAVATOR



Gross Power  
141 kW (189 hp) at 1700 rpm

Bucket Capacity  
0.39 m<sup>3</sup> - 1.40 m<sup>3</sup>

Operating Weight  
23390 - 25990 kg

building a  
comfortable  
tomorrow

# HYUNDAI

# THE NEXT LEVEL

Hyundai Next Generation crawler excavators are quite simply, Next Level. Equipped with advanced electrohydraulic control systems, the HX230 achieves a minimum of 16% increase in productivity. Next Generation features and smart technologies make this new machine easier to maintain with lower total cost of ownership. Two 12.8-inch full HD touch screens and electric joystick steering make for productive operating, while a 6-camera system and radar offer an unobstructed 360° view for added safety.





# NEXT LEVEL EFFICIENCY

The HX230 is the pinnacle of efficiency in the industry. Their new FEH (Fully Electrohydraulic) system improves fuel consumption by controlling flow rate via an EPOS (Electric Power Optimising System). And because everything from the joysticks to pump are electric, there is no hydraulic loss as in a normal system. So, on top of using less fuel, the machines have faster and more precise control.

## New Hyundai Stage 5 engine

Our new robust engine uses high strength steel with heat and wear resistant material. It consumes up to 7% less fuel vs our A Series machines, and 30% less AdBlue. It also benefits from long maintenance intervals: 1,000-hour filter and oil and DPF ash cleaning over 8,000 hours.



## Optimised for every application

Choose from multiple boom and arm lengths matched to ideal bucket sizes, maximising digging power, reach, and loading efficiency for faster cycles, higher productivity, and optimal performance on every job.

## ► Automatic weighing function

Our next-generation excavators feature an advanced weighing function that automatically measures the material weight inside the bucket. This allows for precise calculation of truck loads and material volumes on-site, enhancing efficiency and accuracy in your operations.



## ◀ Lift Assist


Lift Assist provides operators with a visual guide divided into four quadrants, indicating safe zones for moving a load during lifting. This helps prevent overloading and ensures stability. Lift Assist Pro provides additional information with the working zone split into 8 areas.

## ▲ E-boundary

The E-boundary setting can be used to set ceiling, floor and wall limits, which all help to increase productivity and provide greater safety.

## ► Machine guidance

2D MG/MC (Machine Guidance / Control) bucket assist ensures the bucket angle can be automatically stable, preventing soil spillage, while swing assist and grade control allow a swing angle limit to be set, preventing collision with buildings or endangering pedestrians.




# NEXT LEVEL COMFORT

Our Next Generation excavators set new standards in operator comfort thanks to the new improved controllability and customisability brought about by the FEH (Fully Electrohydraulic) system. On top of the superior control and comfort, the advanced infotainment system with cutting-edge convenience technology completes the efficient working experience and along with many other new features, provides the perfect cab environment.



## Joystick Steering (standard)

Integrated joystick steering enables driving and steering via the joysticks for precise manoeuvrability and smooth control, even in confined spaces. An optional straight travel pedal allows forward and reverse travel while maintaining consistent speed and direction.



## Attention to detail


New lighting and an easy to clean luxury floor mat add sophistication to the machine interior. A cab welcome light helps operators access and exit the cab safely in poor light conditions.

## High resolution monitors

2 new FHD-grade 12.8" high resolution monitors display different functions and allow the operator to personalise the information shown.

## Smart Key

Smart Key delivers everyday convenience. Locate your machine, activate coming-home/leaving-home lights, and start the engine quickly. Operator recognition via the app automatically applies personal settings, improving efficiency, and consistency across shifts.





**365  
DAYS**  
COMFORT



#### Comfort pack

With prestige cab branding, the comfort package gives you a premium seat, multi-channel speakers and luxury mat. Convenient left and right stick steering (standard), allows forward/backward operation and left/right turn driving. Improved lever operability and the electronic hydraulic system help optimise performance and increase safety.

# NEXT LEVEL SAFETY

Hyundai Construction Equipment has set new levels in operator and site safety with an abundance of new technologies. These include: E-boundary, Remote control, SAVM (Smart Around View Monitor), radar object detections and many other important measures. This is all on top of the existing industry leading visibility, visual and auditory support technologies and first-class cluster information.

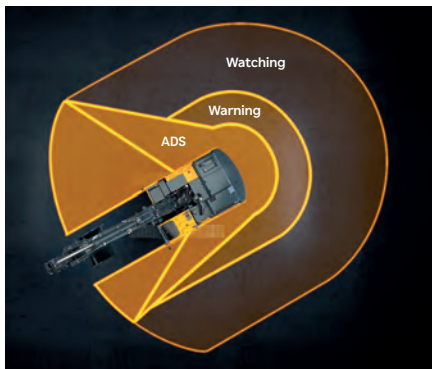


TECHNOLOGY  
TO KEEP YOU  
**SAFE**



## SAVM (Smart Around View Monitor)

This innovative feature uses 6 cameras located around the machine, including 3 embedded in the counterweight. Using AI, the system automatically detects human presence during machine operation to inform the driver. Images are checked on the 12.8-inch high resolution screen.



## ADS (Advanced Detection System)

The Advanced Detection System automatically stops the machine when danger arises. If an object enters the warning zone, the system slows or stops the machine, alerting the operator in advance.



## 4-corner beacon system

The 4-corner cab-mounted warning beacons provide 360-degree visibility, enhancing safety around the machine. As an extra warning aid, an external microphone allows the operator to communicate outside of the cab.



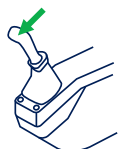
## Superior worksite awareness

The wide lower cabin door and full mirror package provide exceptional visibility, enhancing safety and operator confidence.



### Activate Auto Safety Check

The Auto Safety Lock prevents unintended operation due to the excavator not being controlled solely by the RCV lever.



RCV lever is pressed



Unlock safety lever

Turn on indicator lamp



Activate "auto safety lock"



Excavator is not controlled by RCV lever and prevents unintended operation

# NEXT LEVEL SERVICEABILITY

Hyundai construction machines already have some of the highest levels of serviceability in the industry, but the HX230 takes them a step further. On top of greater machine and component durability with less maintenance needs and greater servicing accessibility, new Hyundai technologies further improve machine monitoring to keep you informed about machine health and improve serviceability.

## ► Robust design

The strong upper and lower structure can withstand external impacts and high-load work. Optional double or full track guards give additional protection when operating in harsh environments.



## ► Increased protection

The new machine has been smartly designed to withstand even higher impacts against the upper structure, boom and dipper. We've also added better protection for the hydraulic lines.



### Reversible fan

The reversing fan keeps the cooling package, clean of debris ensuring optimum cooling performance.

### Improved low-temperature start-up

The support system heats the coolant with an electric heating wire inside the engine via an external power source to increase the internal temperature of the engine, thereby assisting start-up in extremely low-temperature environments.



## Hi MATE

Hi MATE's real-time information allows easy and convenient remote machine monitoring via the Hi MATE website or mobile app.

### Increased productivity

By providing information such as usage and maintenance notification reports, Hi MATE saves time and money by enabling you to plan ahead.

### Improved security

To protect your equipment from theft or unauthorised usage, Hi MATE's geofencing alerts notify you automatically when a machine leaves a predetermined zone.

### EHM (Equipment Health Monitoring)

This new technology enables real-time monitoring of equipment conditions and predicts potential failures to optimise maintenance and operational efficiency.



# PROCARE. MORE CARE FOR YOU AND YOUR MACHINE.

ProCare, Hyundai's tailored maintenance packages work proactively via Hi-MATE by automatically delivering service kits directly to dealers before any service is due. This gives you peace of mind knowing that your machine will be serviced on time, with genuine parts and with no extra costs or inflationary increases. Choose the tailored maintenance package best suited for your needs.

## KEY BENEFITS



Automatically delivered  
filter kits



Oil sampling every  
1,000 hours



Fixed prices  
invoiced upfront



Uptime Centre and  
dealer support



## TAILORED MAINTENANCE PACKAGES

### MainCare

#### Stay ahead on service with Hyundai MainCare

MainCare keeps you ahead of maintenance with predictable costs and zero hassle:

- Lock in your filter costs for up to 4 years or 5,000 hours – no surprises, just smooth running.
- Oil sampling at 1,000 hours helps catch issues early and extend component life.
- Your dealer contacts you when service is due – no chasing, no delays.
- Filters always in stock – ready when you are.
- You choose: service it yourself or let your dealer handle it.

### FullCare

#### Complete coverage and confidence with Hyundai FullCare

Everything you get with MainCare, plus up to 4 years extended warranty at discounted price – for complete coverage and confidence:

- Fixed filter costs.
- Proactive service reminders.
- Oil sampling with expert reports.
- Guaranteed parts availability.
- Extended warranty up to 4 years

# HX230

## SPECIFICATIONS

SPECIFICATIONS	HX230
<b>ENGINE</b>	
Maker / Model	Hyundai / DX05
Type	4 cylinder, water cooled, 4-cycle, turbocharged charge air cooled, direct injection, electronic controlled diesel engine.
Gross Power	141 kW (189 hp) at 1700 rpm
Net Power	139 kW (186 hp) at 1700 rpm
Peak Torque	955 N·m at 1400 rpm
Displacement	5.0 ℓ
<b>HYDRAULIC SYSTEM</b>	
Type	Variable displacement tandem axis piston pumps
Max. Flow	2 × 213 lpm
Rated speed	1700 rpm
<b>HYDRAULIC MOTORS</b>	
Travel	Variable displacement axial piston motor
Swing	Axial piston motor
<b>RELIEF VALVE SETTING</b>	
Maximum pressure	350 kgf/cm <sup>2</sup>
Maximum pressure (power boost)	380 kgf/cm <sup>2</sup>
<b>HYDRAULIC CYLINDERS</b>	
No. of Cylinder Bore × Stroke	Boom (2): Ø125 × 1263 mm
	Arm (1): Ø140 × 1443 mm
	Bucket (1): Ø120 × 1060 mm (long reach Ø95 × 1375 mm)
<b>DRIVES &amp; BRAKES</b>	
Drive Method	Variable displacement axial piston motor
Braking system	Automatic spring applied hydraulic released
Max. Drawbar Pull	28800 kgf
Max. Travel Speed (High / Low)	5.2 km/hr / 3.0 km/hr
Gradeability	35° (70%)
Parking Brake	Multi wet disc

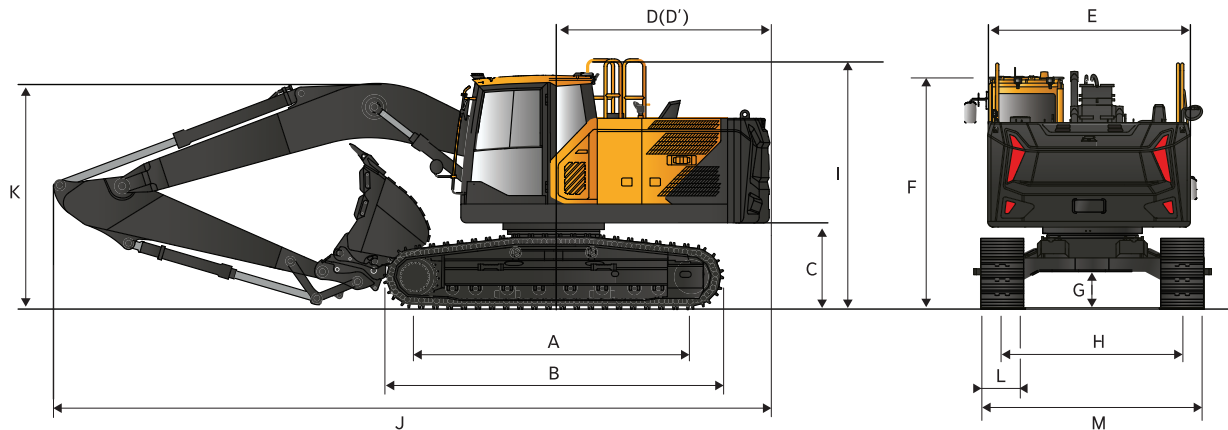
SPECIFICATIONS	HX230
<b>CONTROL</b>	
Full electro-hydraulic control	
Pilot control	Two joysticks with one safety lever
	(LH): Swing and arm
	(RH): Boom and bucket (ISO)
Traveling and steering	Two levers with pedals
Engine throttle	Electric, dial type
<b>SWING SYSTEM</b>	
Swing Motor	Fixed displacement axial piston motor
Swing Reduction	Planetary gear reduction
Swing Bearing Lubrication	Grease-bathed
Swing Brake	Multi wet disc
Swing Speed	10.6 rpm
<b>SERVICE REFILL CAPACITIES</b>	
Fuel tank	390 ℓ
Engine coolant	31 ℓ
Engine oil	26 ℓ
Hydraulic system (including tank)	218 ℓ
Hydraulic tank	131 ℓ
DEF/AdBlue®	57 ℓ
<b>UNDERCARRIAGE</b>	
Center frame	X - leg type
Track frame	Pentagonal box type
No. of shoes on each side	49 EA
No. of carrier roller on each side	2 EA
No. of track roller on each side	8 EA
No. of rail guard on each side	2 EA
<b>AIR CONDITIONING</b>	
The air conditioning system contains fluorinated greenhouse gas refrigerant R134a (Global Warming Potential = 1,430). The system contains 0.70 kg of refrigerant representing a CO <sub>2</sub> equivalent of 1.00 metric tonnes.	
<b>NOISE</b>	
LwA (Guaranteed) : 101 dB LpA (Guaranteed) : 69 dB	

### OPERATING WEIGHT

Operating weight, including 4.9 ton counterweight (5.3 ton for long reach), SAE heaped 0.92 m<sup>3</sup> bucket (0.51 m<sup>3</sup> for long reach), lubricant, coolant, full fuel tank, full hydraulic tank, and all standard equipments.

Shoes Type		600 mm track shoes	700 mm track shoes	800 mm track shoes	900 mm track shoes	
Boom	Arm	Operating weight / Ground pressure				
		2.4 m arm	23390 kg / 0.50 kg/cm <sup>2</sup>	23680 kg / 0.44 kg/cm <sup>2</sup>	23970 kg / 0.39 kg/cm <sup>2</sup>	24260 kg / 0.35 kg/cm <sup>2</sup>
		2.9 m arm	23470 kg / 0.51 kg/cm <sup>2</sup>	23760 kg / 0.44 kg/cm <sup>2</sup>	24050 kg / 0.39 kg/cm <sup>2</sup>	24340 kg / 0.35 kg/cm <sup>2</sup>
5.7 m mono-boom	3.5 m arm	23620 kg / 0.51 kg/cm <sup>2</sup>	23910 kg / 0.44 kg/cm <sup>2</sup>	24200 kg / 0.39 kg/cm <sup>2</sup>	24490 kg / 0.35 kg/cm <sup>2</sup>	
	2.9 m HD arm	23710 kg / 0.51 kg/cm <sup>2</sup>	24000 kg / 0.44 kg/cm <sup>2</sup>	24290 kg / 0.39 kg/cm <sup>2</sup>	24580 kg / 0.35 kg/cm <sup>2</sup>	
5.7 m HD mono-boom	2.4 m arm	24260 kg / 0.52 kg/cm <sup>2</sup>	24550 kg / 0.45 kg/cm <sup>2</sup>	24840 kg / 0.4 kg/cm <sup>2</sup>	25130 kg / 0.36 kg/cm <sup>2</sup>	
	2.9 m arm	24350 kg / 0.52 kg/cm <sup>2</sup>	24640 kg / 0.45 kg/cm <sup>2</sup>	24930 kg / 0.4 kg/cm <sup>2</sup>	25220 kg / 0.36 kg/cm <sup>2</sup>	
2-piece boom	6.2 m long reach arm	25120 kg / 0.54 kg/cm <sup>2</sup>	25410 kg / 0.47 kg/cm <sup>2</sup>	25700 kg / 0.41 kg/cm <sup>2</sup>	25990 kg / 0.37 kg/cm <sup>2</sup>	
8.5 m long reach boom						

# HX230 DIMENSIONS



## HX230

Unit : mm

A	Tumbler distance	3650						
B	Overall length of crawler	4445						
*C	Ground clearance of counter weight	1069.5						
D	Tail swing radius	2855						
D'	Rear-end length	2855						
E	Overall width of upper structure	2710						
*F	Overall height of cab	3164						
G	Min. Ground clearance	450.5						
H	Track gauge	2600						
*I	Overall height guardrail	3288						
	Boom length	5.7 m			2-piece boom		8.5 m	
	Arm length	2.4 m	2.9 m	3.5 m	2.4 m	2.9 m	6.2 m	
J	Overall length	9610	9580	9600	9770	9760	12290	
*K	Overall height of boom	Without hose	2975	2910	3205	3005	3005	3225
		With hose	3150	3065	3390	3005	3005	3340
L	Track shoe width	600	700	800	900	-	-	-
M	Undercarriage width	2990	3090	3190	3290	-	-	-

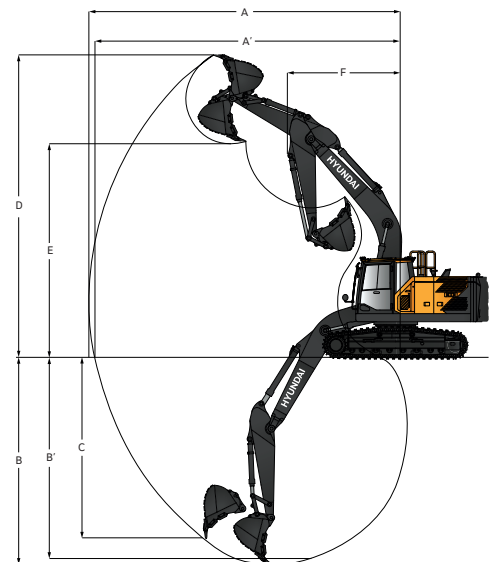
\* This figure excludes the size of grouser.

# HX230 WORKING RANGE

## HX230

Unit : mm

Boom Length	5.7 m			2-piece boom		8.5 m	
Arm Length	2.4 m	2.9 m	3.5 m	2.4 m	2.9 m	6.2 m	
A	Max. digging reach	9475	9895	10400	9725	10165	15255
A'	Max. digging reach on ground	9295	9720	10235	9545	9995	15145
B	Max. digging depth	6115	6620	7220	6020	6490	11665
B'	Max. digging depth (8' level)	5905	6425	7045	5900	6380	11560
C	Max. vertical wall digging depth	5400	5790	6650	4990	5385	9725
D	Max. digging height	9425	9535	9735	11020	11335	13050
E	Max. dumping height	6665	6805	6950	8090	8420	12050
F	Min. swing radius	3575	3560	3615	2750	2620	4855













# HX230

## LIFTING CAPACITY













 Rating over-front  Rating over-side or 360 degrees

### HX230













5.7 m boom, 2.4 m arm equipped with 600 mm triple grouser shoe, 4900 kg counterweight, without dozer blade

Lift-point height m		Lift-point radius								At max. Reach		
		3.0 m		4.5 m		6.0 m		7.5 m		Capacity		Reach m
												
7.5 m	kg									*6400	*6400	5.62
6.0 m	kg					*6520	6080			*5900	49300	6.82
4.5 m	kg			*8320	*8320	*7020	5930	*6140	4200	*5760	4160	7.55
3.0 m	kg			*10280	8590	*7860	5690	6240	4120	5730	3800	7.92
1.5 m	kg			*11830	8130	8520	5470	6130	4030	5580	3680	8.00
0.0 m	kg			*12320	7940	8370	5330	6060	3960	5750	3770	7.79
-1.5 m	kg	*11270	*11270	*11880	7920	8330	5300			6350	4140	7.27
-3.0 m	kg	*14050	*14050	*10480	8040	*7690	5390			*6970	5020	6.35
-4.5 m	kg			*7110	*7110					*6340	*6340	4.82

5.7 m boom, 2.9 m arm equipped with 700 mm triple grouser shoe, 4900 kg counterweight, without dozer blade

Lift-point height m		Lift-point radius								At max. Reach				
		1.5 m		3.0 m		4.5 m		6.0 m		7.5 m		Capacity		Reach m
														
7.5 m	kg							*5360	*5360			*4670	*4670	6.2
6.0 m	kg							*5910	*5910			*4350	*4350	7.31
4.5 m	kg							*6490	5960	*6000	4210	*4290	*3790	7.99
3.0 m	kg					*9480	8670	*7390	5700	6220	4100	*4400	*3470	8.35
1.5 m	kg					*11260	8140	*8280	5440	6090	3980	*4690	*3360	8.42
0.0 m	kg			*6580	*6580	*12110	7850	8300	5260	5990	3880	*5220	*3430	8.22
-1.5 m	kg	*7190	*7190	*11410	*11410	*12000	7780	8220	5190	5960	3860	*5730	*3720	7.73
-3.0 m	kg	*12300	*12300	*15270	15240	*10970	7850	*8160	5230			*6700	*4400	6.87
-4.5 m	kg			*11660	*11660	*8520	8090					*6520	*6140	5.49

5.7 m boom, 2.9 m arm equipped with 600 mm triple grouser shoe, 4900 kg counterweight, without dozer blade

Lift-point height m		Lift-point radius								At max. Reach				
		1.5 m		3.0 m		4.5 m		6.0 m		7.5 m		Capacity		Reach m
														
7.5 m	kg							*5360	*5360			*4670	*4670	6.20
6.0 m	kg							*5910	*5910			*4350	*4350	7.31
4.5 m	kg							*6490	6020	*6000	4250	*4290	3830	7.99
3.0 m	kg					*9480	8760	*7390	5760	6290	4140	*4400	3510	8.35
1.5 m	kg					*11260	8230	*8280	5500	6160	4020	*4690	3400	8.42
0.0 m	kg			*6580	*6580	*12110	7940	8390	5320	6060	3930	*5220	3470	8.22
-1.5 m	kg	*7190	*7190	*11410	*11410	*12000	7860	8310	5250	6030	3910	5790	3760	7.73
-3.0 m	kg	*12300	*12300	*15270	*15270	*10970	7940	*8160	5290			*6700	4450	6.87
-4.5 m	kg			*11660	*11660	*8520	8180					*6500	6210	5.49

- Lifting capacity is based on ISO 10567.
- Lifting capacity does not exceed 75% of tipping load with the machine on firm, level ground or 87% of full hydraulic capacity.
- The lift-point is where the bucket pivot mounting pin intersects with the arm (without bucket mass).
- (\*) indicates load limited by hydraulic capacity.













# HX230

## LIFTING CAPACITY













 Rating over-front  Rating over-side or 360 degrees

### HX230











5.7 m boom, 2.9 m arm equipped with 800 mm triple grouser shoe, 4900 kg counterweight, without dozer blade

Lift-point height m		Lift-point radius										At max. Reach		
		1.5 m		3.0 m		4.5 m		6.0 m		7.5 m		Capacity		Reach m
														
7.5 m	kg							*5360	*5360			*4670	*4670	6.20
6.0 m	kg							*5910	*5910			*4350	*4350	7.31
4.5 m	kg							*6490	6070	*6000	4300	*4290	3880	7.99
3.0 m	kg					*9480	8850	*7390	5810	6360	4190	*4400	3550	8.35
1.5 m	kg					*11260	8310	*8280	5560	6230	4070	*4690	3440	8.42
0.0 m	kg			*6580	*6580	*12110	8030	8490	5380	6130	3970	*5220	3510	8.22
-1.5 m	kg	*7190	*7190	*11410	*11410	*12000	7950	8410	5310	6100	3950	5860	3810	7.73
-3.0 m	kg	*12300	*12300	*15270	*15270	*10970	8030	*8160	5350			*6700	4500	6.87
-4.5 m	kg			*11660	*11660	*8520	8270					*6520	6270	5.49

5.7 m boom, 3.5 m arm equipped with 600 mm triple grouser shoe, 4900 kg counterweight, without dozer blade

Lift-point height m		Lift-point radius										At max. Reach		
		1.5 m		3.0 m		4.5 m		6.0 m		7.5 m		Capacity		Reach m
														
7.5 m	kg											*3930	*3930	6.87
6.0 m	kg									*4720	4330	*3720	*3720	7.89
4.5 m	kg							*5870	*5870	*5510	4260	*3690	3440	8.52
3.0 m	kg			*12880	*12880	*8530	*8530	*6830	5760	*5970	4120	*3790	3170	8.85
1.5 m	kg					*10540	8250	*7840	5470	6090	3980	*4040	3070	8.92
0.0 m	kg			*7980	*7980	*11780	7860	8290	5250	5960	3850	*4480	3120	8.74
-1.5 m	kg	*7040	*7040	*11220	*11220	*12060	7700	8160	5130	5890	3790	5140	3330	8.27
-3.0 m	kg	*10940	*10940	*16190	14950	*11450	7710	8150	5130			5950	3840	7.48
-4.5 m	kg	*16050	*16050	*13560	*13560	*9680	7880	*6940	5270			*6480	5010	6.24

2-piece boom, 2.9 m arm equipped with 600 mm triple grouser shoe, 4900 kg counterweight, without dozer blade

Lift-point height m		Lift-point radius								At max. Reach		
		3.0 m		4.5 m		6.0 m		7.5 m		Capacity		Reach m
												
9.0 m	kg			*6390	*6390					*5410	*5410	4.84
7.5 m	kg			*6680	*6680	*6140	*6140			*4510	*4510	6.56
6.0 m	kg			*6740	*6740	*6400	6110	*4830	4200	*4170	4070	7.62
4.5 m	kg	*11690	*11690	*9270	9210	*6860	5890	*5430	4150	*4070	3510	8.27
3.0 m	kg			*11320	8510	*7690	5590	*5700	4020	*4120	3230	8.62
1.5 m	kg			*12040	7920	8420	5310	6030	3880	*4330	3130	8.69
0.0 m	kg			*11600	7640	8210	5120	5920	3780	*4730	3200	8.50
-1.5 m	kg	*9680	*9680	*10140	7590	*7800	5050	*5780	3760	*4890	3460	8.02
-3.0 m	kg			*7710	7690	*5960	5110			*3980	*3980	7.20

- Lifting capacity is based on ISO 10567.
- Lifting capacity does not exceed 75% of tipping load with the machine on firm, level ground or 87% of full hydraulic capacity.
- The lift-point is where the bucket pivot mounting pin intersects with the arm (without bucket mass).
- (\*) indicates load limited by hydraulic capacity.





















# HX230

## LIFTING CAPACITY

 Rating over-front  Rating over-side or 360 degrees

### HX230

8.5 m boom, 6.2 m arm equipped with 600 mm triple grouser shoe, 5300 kg counterweight, without dozer blade

Lift-point height m		Lift-point radius																At max. Reach						
		1.5 m		3.0 m		4.5 m		6.0 m		7.5 m		9.0 m		10.5 m		12.0 m		13.5 m		Capacity	Reach			
																						m		
12.0 m	kg																				*1090	*1090	9.79	
10.5 m	kg													*1690	*1690							*1000	*1000	11.16
9.0 m	kg													*2320	*2320	*1190	*1190					*950	*950	12.18
7.5 m	kg													*2700	*2700	*1980	*1980					*920	*920	12.96
6.0 m	kg													*2880	2700	*2460	2100	*940	*940			*910	*910	13.52
4.5 m	kg													*3330	*3330	*3100	2580	*2880	2020	*1540	*1540	*930	*930	13.89
3.0 m	kg					*6930	*6930	*5200	*5200	*4290	4150	*3730	3140	*3360	2440	3050	1940	*1910	1540	*960	*960	*960	*960	14.10
1.5 m	kg					*8800	7620	*6220	5180	*4910	3810	*4130	2920	*3630	2300	2950	1850	*2110	1490	*1010	*1010	*1010	*1010	14.14
0.0 m	kg			*3980	*3980	*7940	6900	*7040	4730	*5450	3520	4370	2730	3500	2180	2860	1760	*2100	1440	*1080	*1080	*1080	*1080	14.02
-1.5 m	kg	*3830	*3830	*4830	*4830	*7660	6560	7480	4440	5440	3310	4210	2590	3390	2080	2790	1700	*1740	1410	*1180	*1180	*1180	*1180	13.74
-3.0 m	kg	*4880	*4880	*5880	*5880	*8360	6450	7320	4300	5300	3180	4110	2490	3320	2010	2750	1660			*1320	*1320	*1320	*1320	13.29
-4.5 m	kg	*5980	*5980	*7090	*7090	*9560	6470	7270	4260	5240	3130	4060	2440	3290	1980	2750	1650					*1540	*1540	12.63
-6.0 m	kg	*7170	*7170	*8480	*8480	*9680	6580	7320	4300	5260	3150	4070	2450	3310	2000							*1860	1740	11.75
-7.5 m	kg	*8490	*8490	*10130	*10130	*8700	6780	*6740	4420	5340	3230	4150	2530	*2830	2090							*2440	2070	10.58
-9.0 m	kg			*9680	*9680	*7200	7090	*5660	4620	*4500	3390	*3440	2690									*3410	2690	9.02

- Lifting capacity is based on ISO 10567.
- Lifting capacity does not exceed 75% of tipping load with the machine on firm, level ground or 87% of full hydraulic capacity.
- The lift-point is where the bucket pivot mounting pin intersects with the arm (without bucket mass).
- (\*) indicates load limited by hydraulic capacity.

# HX230

# BUCKET SELECTION GUIDE & DIGGING FORCE

## BUCKETS

SAE heaped (m³)	G	H	H+	S	Flat	SLR
	0.81	0.6	1.08	0.91	0.92	0.39
	0.86	0.92		1.07	1.05	0.51
	0.92	1.08		1.23	1.17	0.45
	1.05	1.24			1.05	0.45
	1.17	1.35				0.55
	1.28	1.4				

Capacity (m³)			Width mm	Weight kg	Tooth EA	Recommendation mm						
						5700 mm Boom				2-piece Boom		8500 mm Boom
SAE heaped	CECE heaped					2400 mm arm	2900 mm arm	3500 mm arm	2900 mm HD arm	2400 mm arm	2900 mm arm	6200 mm arm
G	0.81	0.72	1125	680	5	●	●	●	●	●	●	-
G	0.86	0.76	1170	692	5	●	●	●	●	●	●	-
G	0.92	0.81	1233	720	5	●	●	●	●	●	●	-
G	1.05	0.92	1369	772	5	●	●	●	●	●	●	-
G	1.17	1	1490	830	6	●	●	○	●	●	○	-
G	1.28	1.11	1604	870	6	●	○	■	○	○	■	-
H	0.6	0.56	796	700	4	●	●	●	●	●	●	-
H	0.92	0.83	1096	855	5	●	●	●	●	●	●	-
H	1.08	0.97	1246	924	5	●	●	○	●	○	○	-
H	1.24	1.11	1396	993	5	●	○	■	○	○	■	-
H	1.35	1.2	1498	1056	6	○	■	■	■	■	■	-
H	1.4	1.25	1546	1079	6	○	■	▲	■	■	■	-
H+	1.08	0.97	1246	1034	5	●	●	○	●	●	○	-
S	0.91	0.83	1094	1050	4	●	●	●	●	●	●	-
S	1.07	0.97	1244	1156	5	●	●	○	●	●	○	-
S	1.23	1.11	1394	1238	5	○	○	■	■	○	■	-
H Flat	0.92	0.8	1264	741	5	●	●	●	●	●	●	-
H Flat	1.05	0.9	1397	788	5	●	●	●	●	●	●	-
H Flat	1.17	1.03	1519	849	6	●	●	○	●	●	○	-
H+Flat	1.05	0.92	1397	991	5	●	●	○	●	●	●	-
SLR	0.39	0.35	825	344	4	-	-	-	-	-	-	●
SLR	0.51	0.45	996	396	5	-	-	-	-	-	-	●
SLR	0.45	0.38	1500	360	7	-	-	-	-	-	-	●
SLR	0.45	0.4	1520	402	-	-	-	-	-	-	-	●
SLR	0.55	0.45	1800	584	-	-	-	-	-	-	-	○

G: General Purpose  
H: Heavy Duty  
H+: Rock Heavy Duty  
S: Mining  
Flat: Flat bottom  
SLR: Super Long Reach

- Applicable for materials with density of 2100 kg/m³ or less
- Applicable for materials with density of 1800 kg/m³ or less
- Applicable for materials with density of 1500 kg/m³ or less
- ▲ Applicable for materials with density of 1200 kg/m³ or less
- X Not Recommended

## DIGGING FORCE

Boom	Length	mm	5700mm Boom				2-piece Boom		8500 mm Boom	Remark
			2400 mm arm	2900 mm arm	3500 mm arm	2900 mm HD arm	2400 mm arm	2900 mm arm	6200 mm arm	
Bucket Digging Force	SAE	kN	131 [141]	131 [141]	131 [141]	131 [141]	131 [141]	131 [141]	73	[ ]: Power Boost
		kg	13358 [14378]	13358 [14378]	13358 [14378]	13358 [14378]	13358 [14378]	13358 [14378]	7444	
	ISO	kN	149 [162]	149 [162]	149 [162]	149 [162]	149 [162]	149 [162]	84	
		kg	15194 [16519]	15194 [16519]	15194 [16519]	15194 [16519]	15194 [16519]	15194 [16519]	8566	
Arm Crowd Force	SAE	kN	120 [129]	103 [112]	92 [100]	103 [112]	120 [129]	103 [112]	50	
		kg	12237 [13154]	10503 [11421]	9381 [10197]	10503 [11421]	12237 [13154]	10503 [11421]	5099	
	ISO	kN	124 [134]	106 [115]	95 [103]	106 [115]	124 [134]	106 [115]	51	
		kg	12644 [13664]	10809 [11727]	9687 [10503]	10809 [11727]	12644 [13664]	10809 [11727]	5201	

# HX230

# STANDARD/OPTIONAL EQUIPMENT

FULL ELECTRO HYDRAULIC (FEH)	STD/OPT
Variable Power Control	●
Electric Pump Flow Control	●
Electric MCV with Electric Joystick	●
Attachment Mode Flow Control	●
Engine Auto Idle	●
Engine Auto Shutdown Control	●
Joystick Steering	●

ISO STANDARD CABIN	STD/OPT
Cabin Light (2 Working Lamp, HAL)	□
Cabin Light (2 Working Lamp, LED)	●
Cabin Light (6 Working Lamp, LED)	□
Cabin Upper and Lower Guard	□
Cabin Lower Guard	□
Cabin Rain Shield	●
Parallel Wiper	●
DAB Audio(Handsfree & Bluetooth)	●
Electric Horn	●
Safety Glass - Tempered Glass	●
Safety Glass - Laminated Glass (front)	●
Sliding Fold-In Front Window	●
Sliding Slide Window (LH)	●
Lockable Door	●
Hot & Cool Box	●
Storage Compartment	●
Comfort Package (Premium Seat included)	□
Multi Channel Speaker (4ea)	●

AUTOMATIC CLIMATE CONTROL	STD/OPT
Air Conditioner & Heater	●
Defroster	●

AUTOMATIC STARTING AID	STD/OPT
Starting Aid (Air Grid Heater) for Cold Weather	●
Engine Coolant Heater & Plug Heater(110V Plug Heater)	□
Engine Coolant Heater & Plug Heater(220V Plug Heater)	□

ADDITIONAL GAUGE PANEL (AGP)	STD/OPT
12" LCD Display	●
12" LCD Display dual (Foldable, 2ea)	□
Engine Speed or Trip Meter / Accel	●
Engine Coolant Temperature Gauge	●
Max Power / Low&High Speed / Engine Check indicator	●
Auto Idle	●
Overload Warning with alarm	●
Eco Gauge / Fuel Level / Hyd. Oil Temperature Gauge	●
Air Cleaner Clogging	●
Fuel Warmer	●
Warnings	●
Communication Error	●
Low Battery / Clock	●

SEAT	STD/OPT
Premium Seat with Heating & Cooling	●

CABIN FOG (ISO 1,0262) LEVEL 2	STD/OPT
FOG (Falling Object Guard) Front & Top Guard	□
Top Guard	□

CABIN ROPS (ISO 1,2117-2)	STD/OPT
ROPS (Roll Over Protective Structures)	●

SAFETY	STD/OPT
Battery Master Switch	●
Smart Around View Camera (SAVM)	●
Travel Alarm	●
Beacon Lamp	●
Automatic Swing Brake	●
Boom Holding Valve	●
Arm Holding Valve	●
Overload Warning Device	●

NEW TECHNOLOGY	STD/OPT
Microphone	□
Reversible Fan	●
Breaker Filter	□
Pre Cleaner - Oil washed	□
Fine Swing	□
Straight Travel	□
Hi MATE (Telematics)	●
Air Compressor	□
Auto Greasing System	□
Sid Protector & Catwalk	□
Fuel Filler Pump	●
Heat Wire for mirror	●
Shoe Case	□
Alarm for all with White Noise	●
Double-Acting Piping with Pedal	●
Rotating Piping (PERO)	□
Bucket clamsel adaptation	□
Quick Coupler	□
Quick Coupler Piping	●
Tool Kit	□

BOOMS	STD/OPT
5.7 m	●
5.7 m, HD (Heavy Duty)	□
2-piece boom	□
8.5 m Long Reach	□

ARMS	STD/OPT
2.4 m	□
2.9 m	●
3.5 m	□
2.9 m, HD (Heavy Duty)	□
6.2 m Long Reach	□

COUNTERWEIGHT	STD/OPT
4.9 ton	●
5.3 ton	□

DOZER BLADE	STD/OPT
2990 mm width	□
3090 mm width	□
3190 mm width	□
Heavy Duty Under Cover	●

TRACK SHOES	STD/OPT
600 mm Triple Grouser Shoe	●
700 mm Triple Grouser Shoe	□
800 mm Triple Grouser Shoe	□
900 mm Triple Grouser Shoe	□

TRACK GUARD	STD/OPT
Normal Track Guard	●
Full Track Guard	□

\* Standard and optional equipment may vary. Contact your Hyundai dealer for more information. The machine may vary according to International standards.  
 \* The photos may include attachments and optional equipment that are not available in your area.  
 \* Materials and specifications are subject to change without advance notice.

● Standard  
 □ Optional  
 - Not available







HYUNDAI

HX230

30

T GAZETJE

# HYUNDAI

In Europe, Hyundai is operated and managed by:

HD Construction Equipment Hyundai Europe, Hyundaiiaan 4,  
3980 Tessenderlo-Ham, Belgium T +32 14 56 22 00 E info@hyundai.eu  
www.hyundai-ce.eu VAT BE0454495082

The information and data contained in this brochure is the property of HD Construction Equipment Hyundai Europe and has been compiled with the utmost care. Specifications and designs are subject to change at any time without notice. As general data, images and descriptions have been used in the brochure, Hyundai products may be fitted with non-standard equipment. The publication of this brochure cannot be regarded as an offer or proposal to contract and is intended for European markets only.



Scan to find out more  
about this product.

Contact your Hyundai dealer.

[hyundai-ce.eu/en/dealer-locator](https://hyundai-ce.eu/en/dealer-locator)